

## IRS Tax Account Analysis

Prepared For:  
PANAGIOTA & JAY JENTZ  
July 07, 2021

Report Presented By:  
Paul Dion  
Paul Dion CPA PC  
508-853-3292  
508-306-9692  
paul@pauldioncpa.com  
www.smarttaxadvisor .com



---

# Smart Tax Advisor

---



## TABLE OF CONTENTS

TAXPAYER IRS ACCOUNT ANALYSIS .....	1
IRS ACCOUNT BALANCE SUMMARY .....	5
RED FLAG REPORT .....	7
IRS ACCOUNT STATUS DASHBOARD .....	8

TAXPAYER IRS ACCOUNT ANALYSIS

Prepared for: PANAGIOTA JENTZ

SSN:XXX-XX-4627

Tax Year	Return Filed	Filing Status	Total Taxes	Total Penalties & Interest	Current IRS Balance Owed	Transcript Date	Year Status
2020	Original	MFJ	\$36,555.00	\$182.00	\$0.00	6/25/2021	✔
2019	Original	MFJ	\$44,150.00	\$1,035.20	\$0.00	6/25/2021	✔
2018	Original	MFJ	\$38,728.00	\$1,157.60	(\$0.40)	6/25/2021	✔
2017	Original	MFJ	\$24,458.00	\$0.00	\$0.00	6/25/2021	✔
2016	Original	S	\$17,028.00	\$0.00	\$0.00	6/25/2021	✔
2015	Original	S	\$12,625.00	\$0.00	\$0.00	6/25/2021	✔
2014	Original	S	\$8,613.00	\$0.00	\$0.00	6/25/2021	✔
2013	Original	S	\$0.00	\$0.00	\$0.00	6/25/2021	✔
2012	Original	S	\$0.00	\$0.00	\$0.00	6/25/2021	✔
2011	Original	S	\$0.00	\$0.00	\$0.00	6/25/2021	✔
2010	Original	S	\$22.00	\$0.00	\$0.00	6/25/2021	✔
2009	Original	S	\$779.00	\$0.00	\$0.00	6/25/2021	✔
2008	Original	S	\$559.00	\$0.00	\$0.00	6/25/2021	✔
2007	Original	S	\$66.00	\$0.00	\$0.00	6/25/2021	✔
2006	RDNF	Uk	\$0.00	\$0.00	-	6/25/2021	✔
2005	RDNF	Uk	\$0.00	\$0.00	-	6/25/2021	✔
2004	RDNF	Uk	\$0.00	\$0.00	-	6/25/2021	✔
2003	RDNF	Uk	\$0.00	\$0.00	-	6/25/2021	✔
2002	RDNF	Uk	\$0.00	\$0.00	-	6/25/2021	✔
2001	RDNF	Uk	\$0.00	\$0.00	-	6/25/2021	✔
2000	RDNF	Uk	\$0.00	\$0.00	-	6/25/2021	✔

Return Filed Definitions: Totals: 183583 2374.8 -0.4

Original = Return filed Amended = Amended return filed	SFR = IRS filed return with no deductions or credits No = no return filed RDNF = IRS has no data
---	--

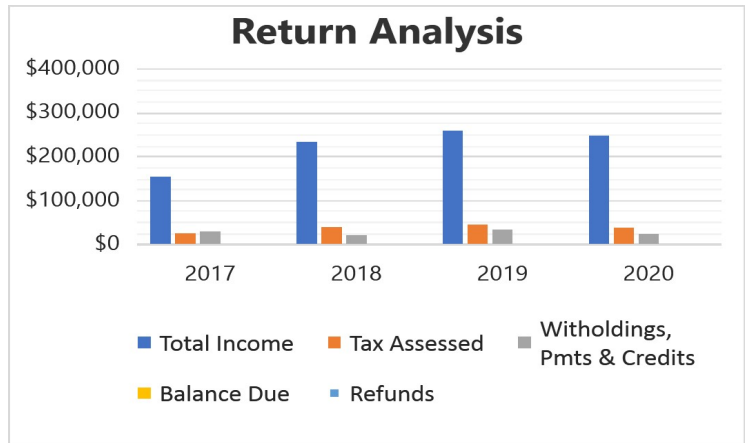
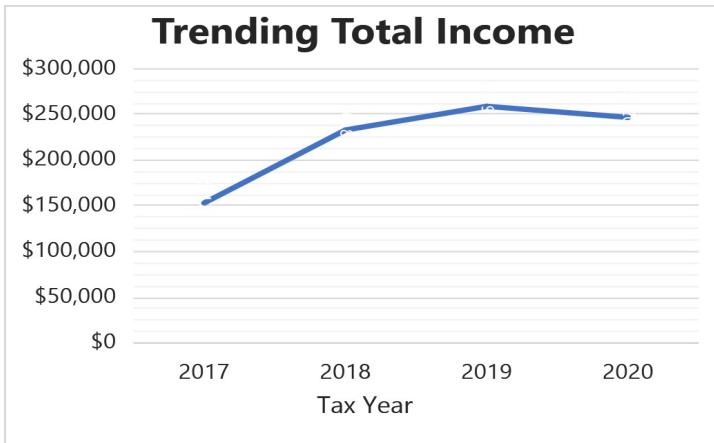
Opportunities:

2018 - First Time Penalty Abatement possible refund of \$330

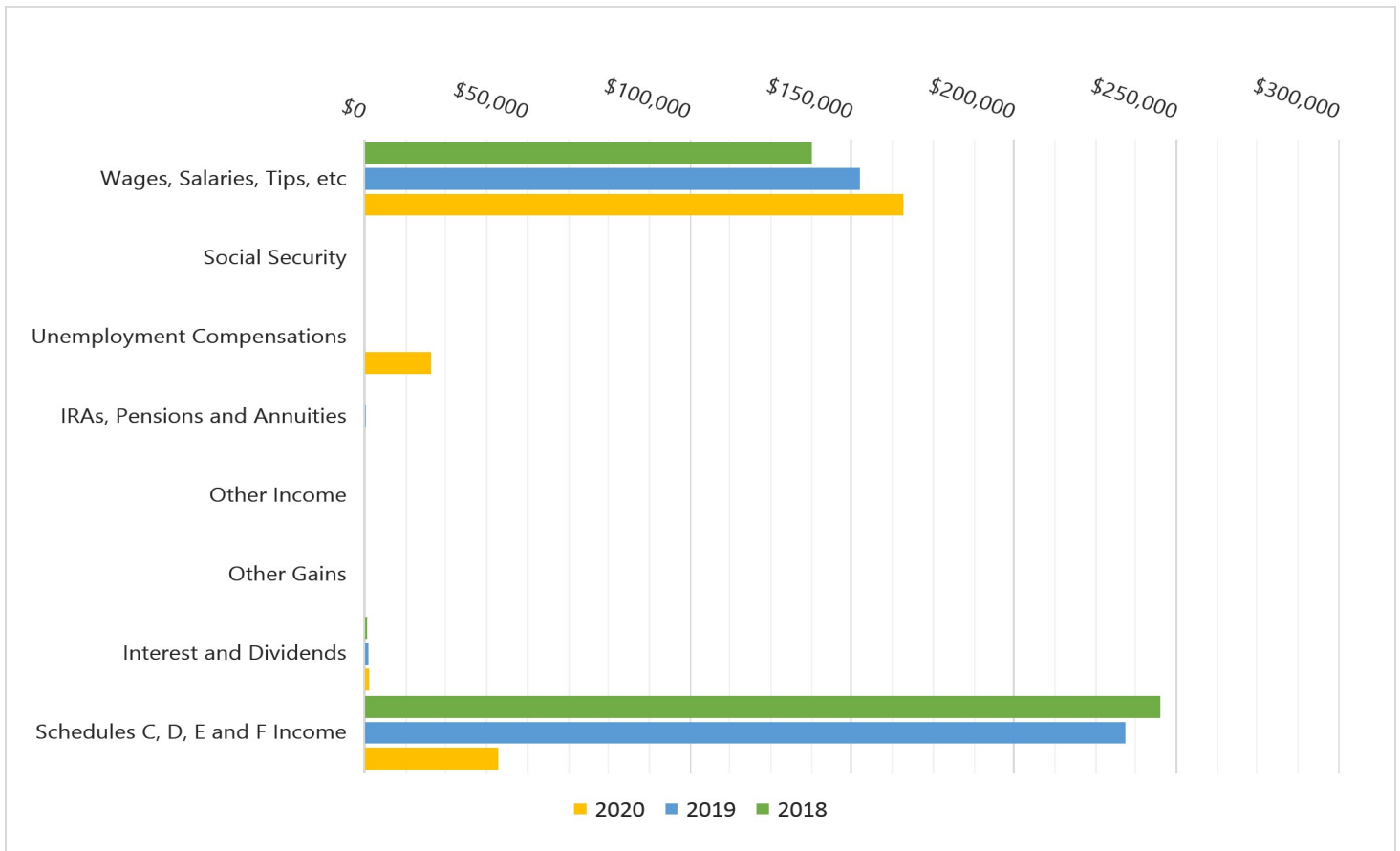
Issues:

2017 - 9/20/2019 the IRS started a review of the tax return for a field or correspondence audit.

## Taxpayer IRS Account Analysis



### Income Breakdown



Income Breakdown	2018	2019	2020
Wage & Income Transcript Date	6/25/2021	6/25/2021	6/25/2021
Wages, Salaries, Tips, etc	\$137,547	\$152,496	\$165,900
Social Security	\$0	\$0	\$0
Unemployment Compensations	\$0	\$0	\$20,320
IRAs, Pensions and Annuities	\$0	\$70	\$0
Other Income	\$0	\$0	\$0
Other Gains	\$0	\$0	\$0
Interest and Dividends	\$647	\$1,054	\$1,265
Schedules C, D, E and F Income	\$244,937	\$234,294	\$41,012

TAXPAYER IRS ACCOUNT ANALYSIS

Prepared for: JAY JENTZ

SSN:XXX-XX-4627

Tax Year	Return Filed	Filing Status	Total Taxes	Total Penalties & Interest	Current IRS Balance Owed	Transcript Date	Year Status
2020	Original	MFJ	\$36,555.00	\$182.00	\$0.00	6/25/2021	✔
2019	Original	MFJ	\$44,150.00	\$1,035.20	\$0.00	6/25/2021	✔
2018	Original	MFJ	\$38,728.00	\$1,157.60	(\$0.40)	6/25/2021	✔
2017	Original	MFJ	\$24,458.00	\$0.00	\$0.00	6/25/2021	✔
2016	Original	S	\$44,008.00	\$136.00	\$0.00	6/25/2021	✔
2015	Original	S	\$20,860.00	\$4,823.52	\$0.00	6/25/2021	✔
2014	Original	S	\$8,633.00	\$90.00	\$0.00	6/25/2021	✔
2013	Original	S	\$12,973.00	\$0.00	\$0.00	6/25/2021	✔
2012	Original	S	\$14,363.00	\$0.00	\$0.00	6/25/2021	✔
2011	Original	S	\$11,450.00	\$0.00	\$0.00	6/25/2021	✔
2010	Original	S	\$13,444.00	\$0.00	\$0.00	6/25/2021	✔
2009	Original	S	\$8,539.00	\$0.00	\$0.00	6/25/2021	✔
2008	Original	S	\$6,288.00	\$0.00	\$0.00	6/25/2021	✔
2007	Original	S	\$2,763.00	\$0.00	\$0.00	6/25/2021	✔
2006	Original	S	\$468.00	\$0.00	\$0.00	6/25/2021	✔
2005	Original	S	\$0.00	\$0.00	\$0.00	6/25/2021	✔
2004	Original	S	\$0.00	\$0.00	\$0.00	6/25/2021	✔
2003	Original	S	\$0.00	\$0.00	\$0.00	6/25/2021	✔
2002	Original	S	\$0.00	\$0.00	\$0.00	6/25/2021	✔
2001	Original	S	\$0.00	\$0.00	\$0.00	6/25/2021	✔
2000	Original	S	\$0.00	\$0.00	\$0.00	6/25/2021	✔

Return Filed Definitions: Totals: 287680 7424.32 -0.4

Original = Return filed Amended = Amended return filed	SFR = IRS filed return with no deductions or credits No = no return filed RDNF = IRS has no data
---	--

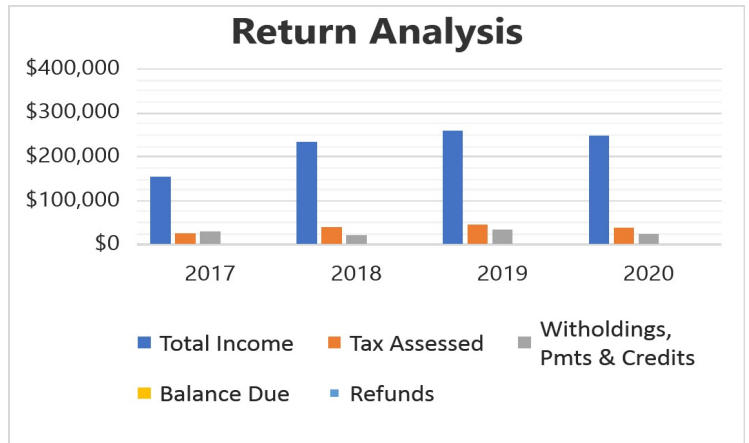
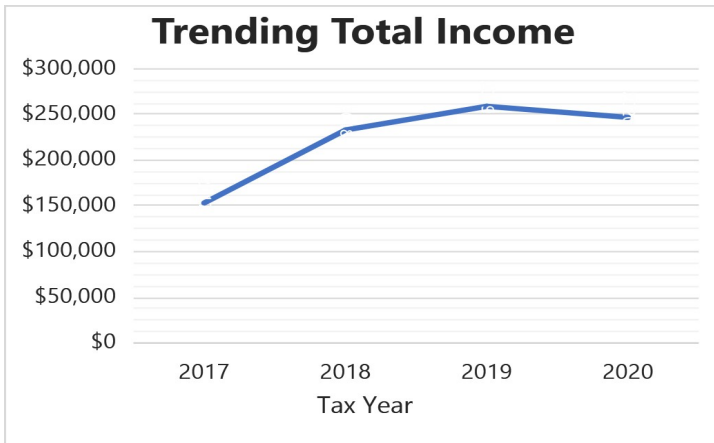
Opportunities:

2015 - First Time Penalty Abatement possible refund of \$584

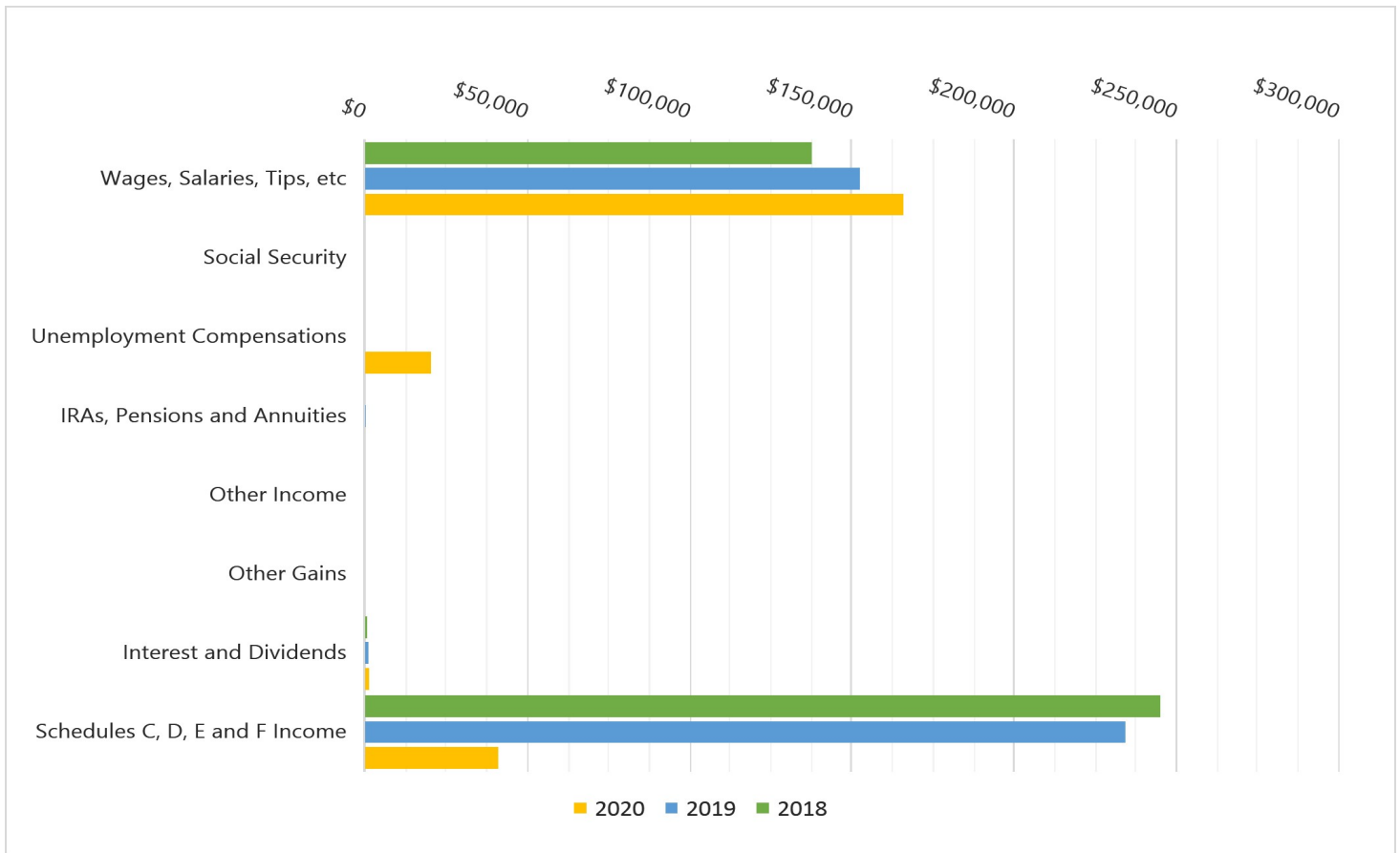
Issues:

2017 - 9/20/2019 the IRS started a review of the tax return for a field or correspondence audit.

# Taxpayer IRS Account Analysis



## Income Breakdown



Income Breakdown	2018	2019	2020
Wage & Income Transcript Date	6/25/2021	6/25/2021	6/25/2021
Wages, Salaries, Tips, etc	\$137,547	\$152,496	\$165,900
Social Security	\$0	\$0	\$0
Unemployment Compensations	\$0	\$0	\$20,320
IRAs, Pensions and Annuities	\$0	\$70	\$0
Other Income	\$0	\$0	\$0
Other Gains	\$0	\$0	\$0
Interest and Dividends	\$647	\$1,054	\$1,265
Schedules C, D, E and F Income	\$244,937	\$234,294	\$41,012

IRS ACCOUNT BALANCE SUMMARY

**	Tax Year	Return Filed	Assessed Tax	+ Assessed Penalty	+ Assessed Interest	+ Assessed Other	+ Assessed Payments (including Withholding), Write-Offs & Credits	+ Refunds	= Assessed Balance From Transcript*	+ Accrued Penalties	+ Accrued Interest	= Total IRS Balance*
T	2021	No	\$0.00	\$0.00	\$0.00	\$0.00	(\$12,143.77)	\$0.00	(\$12,143.77)	\$0.00	\$0.00	(\$12,143.77)
S	2021	No	\$0.00	\$0.00	\$0.00	\$0.00	\$0.00	\$0.00	\$0.00	\$0.00	\$0.00	\$0.00
B	2020	Original	\$36,555.00	\$182.00	(\$3.57)	\$0.00	(\$38,622.57)	\$1,889.14	\$0.00	\$0.00	\$0.00	\$0.00
B	2019	Original	\$44,150.00	\$997.61	\$37.59	\$0.00	(\$45,185.20)	\$0.00	\$0.00	\$0.00	\$0.00	\$0.00
B	2018	Original	\$38,728.00	\$602.01	\$555.59	\$0.00	(\$39,885.60)	\$0.00	\$0.00	\$0.00	(\$0.40)	(\$0.40)
B	2017	Original	\$24,458.00	\$0.00	\$0.00	\$0.00	(\$28,648.00)	\$4,190.00	\$0.00	\$0.00	\$0.00	\$0.00
T	2016	Original	\$17,028.00	\$0.00	\$0.00	\$0.00	(\$23,374.00)	\$6,346.00	\$0.00	\$0.00	\$0.00	\$0.00
S	2016	Original	\$44,008.00	\$136.00	\$0.00	\$0.00	(\$44,144.00)	\$0.00	\$0.00	\$0.00	\$0.00	\$0.00
T	2015	Original	\$12,625.00	\$0.00	\$0.00	\$0.00	(\$16,310.00)	\$3,685.00	\$0.00	\$0.00	\$0.00	\$0.00
S	2015	Original	\$20,860.00	\$2,987.90	\$1,835.62	\$0.00	(\$28,270.52)	\$2,587.00	\$0.00	\$0.00	\$0.00	\$0.00
T	2014	Original	\$8,613.00	\$0.00	\$0.00	\$0.00	(\$12,472.00)	\$3,859.00	\$0.00	\$0.00	\$0.00	\$0.00
S	2014	Original	\$8,633.00	\$90.00	\$0.00	\$0.00	(\$11,000.00)	\$2,277.00	\$0.00	\$0.00	\$0.00	\$0.00
T	2013	Original	\$0.00	\$0.00	\$0.00	\$0.00	(\$2,847.00)	\$2,847.00	\$0.00	\$0.00	\$0.00	\$0.00
S	2013	Original	\$12,973.00	\$0.00	\$0.00	\$0.00	(\$13,228.00)	\$255.00	\$0.00	\$0.00	\$0.00	\$0.00
T	2012	Original	\$0.00	\$0.00	\$0.00	\$0.00	\$0.00	\$0.00	\$0.00	\$0.00	\$0.00	\$0.00
S	2012	Original	\$14,363.00	\$0.00	\$0.00	\$0.00	(\$15,931.00)	\$1,568.00	\$0.00	\$0.00	\$0.00	\$0.00
T	2011	Original	\$0.00	\$0.00	\$0.00	\$0.00	\$0.00	\$0.00	\$0.00	\$0.00	\$0.00	\$0.00
S	2011	Original	\$11,450.00	\$0.00	\$0.00	\$0.00	(\$13,376.00)	\$1,926.00	\$0.00	\$0.00	\$0.00	\$0.00
T	2010	Original	\$22.00	\$0.00	\$0.00	\$0.00	(\$2,948.00)	\$2,926.00	\$0.00	\$0.00	\$0.00	\$0.00
S	2010	Original	\$13,444.00	\$0.00	\$0.00	\$0.00	(\$14,748.00)	\$1,304.00	\$0.00	\$0.00	\$0.00	\$0.00
T	2009	Original	\$779.00	\$0.00	\$0.00	\$0.00	(\$11,075.00)	\$10,296.00	\$0.00	\$0.00	\$0.00	\$0.00
S	2009	Original	\$8,539.00	\$0.00	\$0.00	\$0.00	(\$9,914.00)	\$1,375.00	\$0.00	\$0.00	\$0.00	\$0.00
T	2008	Original	\$559.00	\$0.00	\$0.00	\$0.00	(\$1,948.00)	\$1,389.00	\$0.00	\$0.00	\$0.00	\$0.00
S	2008	Original	\$6,288.00	\$0.00	\$0.00	\$0.00	(\$7,575.00)	\$1,287.00	\$0.00	\$0.00	\$0.00	\$0.00
T	2007	Original	\$66.00	\$0.00	\$0.00	\$0.00	(\$476.00)	\$410.00	\$0.00	\$0.00	\$0.00	\$0.00
S	2007	Original	\$2,763.00	\$0.00	\$0.00	\$0.00	(\$3,786.00)	\$1,023.00	\$0.00	\$0.00	\$0.00	\$0.00
T	2006	RDNF	\$0.00	\$0.00	\$0.00	\$0.00	\$0.00	\$0.00	-	-	-	-
S	2006	Original	\$468.00	\$0.00	\$0.00	\$0.00	(\$468.00)	\$0.00	\$0.00	\$0.00	\$0.00	\$0.00
T	2005	RDNF	\$0.00	\$0.00	\$0.00	\$0.00	\$0.00	\$0.00	-	-	-	-
S	2005	Original	\$0.00	\$0.00	\$0.00	\$0.00	\$0.00	\$0.00	\$0.00	\$0.00	\$0.00	\$0.00
T	2004	RDNF	\$0.00	\$0.00	\$0.00	\$0.00	\$0.00	\$0.00	-	-	-	-
S	2004	Original	\$0.00	\$0.00	\$0.00	\$0.00	(\$3.00)	\$3.00	\$0.00	\$0.00	\$0.00	\$0.00
T	2003	RDNF	\$0.00	\$0.00	\$0.00	\$0.00	\$0.00	\$0.00	-	-	-	-
S	2003	Original	\$0.00	\$0.00	\$0.00	\$0.00	(\$197.00)	\$197.00	\$0.00	\$0.00	\$0.00	\$0.00
T	2002	RDNF	\$0.00	\$0.00	\$0.00	\$0.00	\$0.00	\$0.00	-	-	-	-
S	2002	Original	\$0.00	\$0.00	\$0.00	\$0.00	\$0.00	\$0.00	\$0.00	\$0.00	\$0.00	\$0.00
T	2001	RDNF	\$0.00	\$0.00	\$0.00	\$0.00	\$0.00	\$0.00	-	-	-	-
S	2001	Original	\$0.00	\$0.00	\$0.00	\$0.00	(\$135.00)	\$135.00	\$0.00	\$0.00	\$0.00	\$0.00
Total			\$327,372.00	\$4,995.52	\$2,425.23	\$0.00	(\$398,710.66)	\$51,774.14	(\$12,143.77)	\$0.00	(\$0.40)	(\$12,144.17)

\*\*T = Taxpayer  
S = Spouse  
B = Both

\*Assessed Balance Total and Total IRS Balance come from the transcript.  
In rare instances the transaction totals do not equal the transcript totals. Usually it is less than \$50.

IRS ACCOUNT BALANCE SUMMARY (cont.)

**	Tax Year	Return Filed	Assessed Tax	+	Assessed Penalty	+	Assessed Interest	+	Assessed Other	+	Assessed Payments (including Withholding), Write-Offs & Credits	+	Refunds	=	Assessed Balance From Transcript*	+	Accrued Penalties	+	Accrued Interest	=	Total IRS Balance*
T	2000	RDNF	\$0.00		\$0.00		\$0.00		\$0.00		\$0.00		\$0.00		-		-		-		-
S	2000	Original	\$0.00		\$0.00		\$0.00		\$0.00		\$0.00		\$0.00		\$0.00		\$0.00		\$0.00		\$0.00
	Total		\$0.00		\$0.00		\$0.00		\$0.00		\$0.00		\$0.00		\$0.00		\$0.00		\$0.00		\$0.00

\*\*T = Taxpayer  
 S = Spouse  
 B = Both

\*Assessed Balance Total and Total IRS Balance come from the transcript.  
 In rare instances the transaction totals do not equal the transcript totals. Usually it is less than \$50.



RED FLAG REPORT

Prepared for: JENTZ, PANAGIOTA & JAY

SSN:XXX-XX-4627 / XXX-XX-2162

The IRS checks all returns submitted for errors. Most of the time they reject a return until the errors are fixed. In certain cases the IRS modifies your return and notifies you via mail of the change. These changes may have adverse effects on your return. This report checks for any changes the IRS made to your return at the time of filing.

Return Corrections:	2017	2018	2019	2020
TAX RETURN FILED:	Original	Original	Original	Original
FORM NUMBER:	1040	1040	1040	1040
	None Found	None Found	None Found	None Found

Red Flag Report - Red and yellow flags are only an indicator. These flags should be used to identify those areas of a tax return that may trigger an audit by the IRS. The IRS uses a formula known as the DIF score. The DIF score logic is confidential. Audit Detective looks for individual areas on your return that may increase your chance of an audit. This does not mean the return will be audited or that you will lose an audit. This is merely an indicator. If audited you will be required to prove your tax position.

Red Flag Report	2017	Flag	2018	Flag	2019	Flag	2020	Flag
Tax Return Filed:	Original		Original		Original		Original	

ADJUSTED GROSS INCOME

⚠ Medium = You are 50% more likely to be audited because your AGI is less than \$25K or more than \$100K.

Adjusted Gross Income	\$150,480	⚠ Med	\$227,801	⚠ Med	\$253,052	⚠ Med	\$244,510	⚠ Med
-----------------------	-----------	-------	-----------	-------	-----------	-------	-----------	-------

SCHEDULE C INCOME WITH EIC

⚠ Medium = Schedule C income is between \$5k and \$20k and EIC greater than \$500  
 ✖ High = Schedule C income is between \$8k and \$16k and EIC greater than \$1000

Business Income or Loss (Schedule C)	\$24,924		\$50,000		\$50,000		\$20,000	
Earned Income Credit	\$0	✔ Low	\$0	✔ Low	\$0	✔ Low	\$0	✔ Low

SCHEDULE C CAR AND TRUCK EXPENSE

⚠ Medium = Mileage is greater than 20k  
 ✖ High = Mileage is greater than 30k

Car and Truck Expenses	\$3,852	✔ Low	\$0	✔ Low	\$0	✔ Low	\$0	✔ Low
------------------------	---------	-------	-----	-------	-----	-------	-----	-------

SCHEDULE C BUSINESS NAICS CODE

✖ High = NAICS Miscellaneous Code 999999 used

NAICS Code	\$531,210	✔ Low	\$531,210	✔ Low	\$531,210	✔ Low	\$531,210	✔ Low
------------	-----------	-------	-----------	-------	-----------	-------	-----------	-------

SCHEDULE C BUSINESS USE OF HOME

⚠ Medium = Anytime expense for business use of home is claimed

Expense for Business Use of Home	\$14,175	⚠ Med	\$0	✔ Low	\$0	✔ Low	\$0	✔ Low
----------------------------------	----------	-------	-----	-------	-----	-------	-----	-------

Audit Risk Legend	Green Flag=	✔ Low	Yellow Flag=	⚠ Med	Red Flag=	✖ High		
-------------------	-------------	-------	--------------	-------	-----------	--------	--	--

IRS ACCOUNT STATUS DASHBOARD

**	Year	Return Filed	Filing Status	Extension Date	Lien Active	Collections Active	Examination Active	Assessed Balance	Accrued Balance	Transcript Date
T	2021	No	MFJ					(\$12,143.77)	(\$12,143.77)	6/25/2021
S	2021	No	S					\$0.00	\$0.00	6/25/2021
B	2020	Original	MFJ					\$0.00	\$0.00	6/25/2021
B	2019	Original	MFJ	10/15/2020				\$0.00	\$0.00	6/25/2021
B	2018	Original	MFJ					\$0.00	(\$0.40)	6/25/2021
B	2017	Original	MFJ	10/15/2018			9/20/2019	\$0.00	\$0.00	6/25/2021
B	2016	Original	S					\$0.00	\$0.00	6/25/2021
T	2015	Original	S					\$0.00	\$0.00	6/25/2021
S	2015	Original	S	10/15/2016			Closed#	\$0.00	\$0.00	6/25/2021
B	2014	Original	S	10/15/2015				\$0.00	\$0.00	6/25/2021
B	2013	Original	S					\$0.00	\$0.00	6/25/2021
T	2012	Original	S	10/15/2013				\$0.00	\$0.00	6/25/2021
S	2012	Original	S					\$0.00	\$0.00	6/25/2021
B	2011	Original	S					\$0.00	\$0.00	6/25/2021
B	2010	Original	S					\$0.00	\$0.00	6/25/2021
B	2009	Original	S					\$0.00	\$0.00	6/25/2021
B	2008	Original	S					\$0.00	\$0.00	6/25/2021
B	2007	Original	S					\$0.00	\$0.00	6/25/2021
T	2006	RDNF	Uk					-	-	6/25/2021
S	2006	Original	S					\$0.00	\$0.00	6/25/2021
T	2005	RDNF	Uk					-	-	6/25/2021
S	2005	Original	S					\$0.00	\$0.00	6/25/2021
T	2004	RDNF	Uk					-	-	6/25/2021
S	2004	Original	S					\$0.00	\$0.00	6/25/2021
T	2003	RDNF	Uk					-	-	6/25/2021
S	2003	Original	S					\$0.00	\$0.00	6/25/2021
T	2002	RDNF	Uk					-	-	6/25/2021
S	2002	Original	S					\$0.00	\$0.00	6/25/2021
T	2001	RDNF	Uk					-	-	6/25/2021
S	2001	Original	S					\$0.00	\$0.00	6/25/2021
T	2000	RDNF	Uk					-	-	6/25/2021
S	2000	Original	S					\$0.00	\$0.00	6/25/2021
							Total	\$0.00	\$0.00	

\*\*T = Taxpayer  
S = Spouse  
B = Both

\*Indicates an SFR was originally filed.

\*\*Only positive numbers are included in the total.

\*\*\*SA P = Separate Assessment without split liability is present but totals are not included in this report.

MFJ\* Indicates a Separate Assessment is present for that Tax Year.

SA NF = Separate Assessment exists but transcript is not present.

RDNF = IRS Returned a transcript with no information. "Requested Data Not Found"

# = Indicates exam/audit is CP2000/AUR